



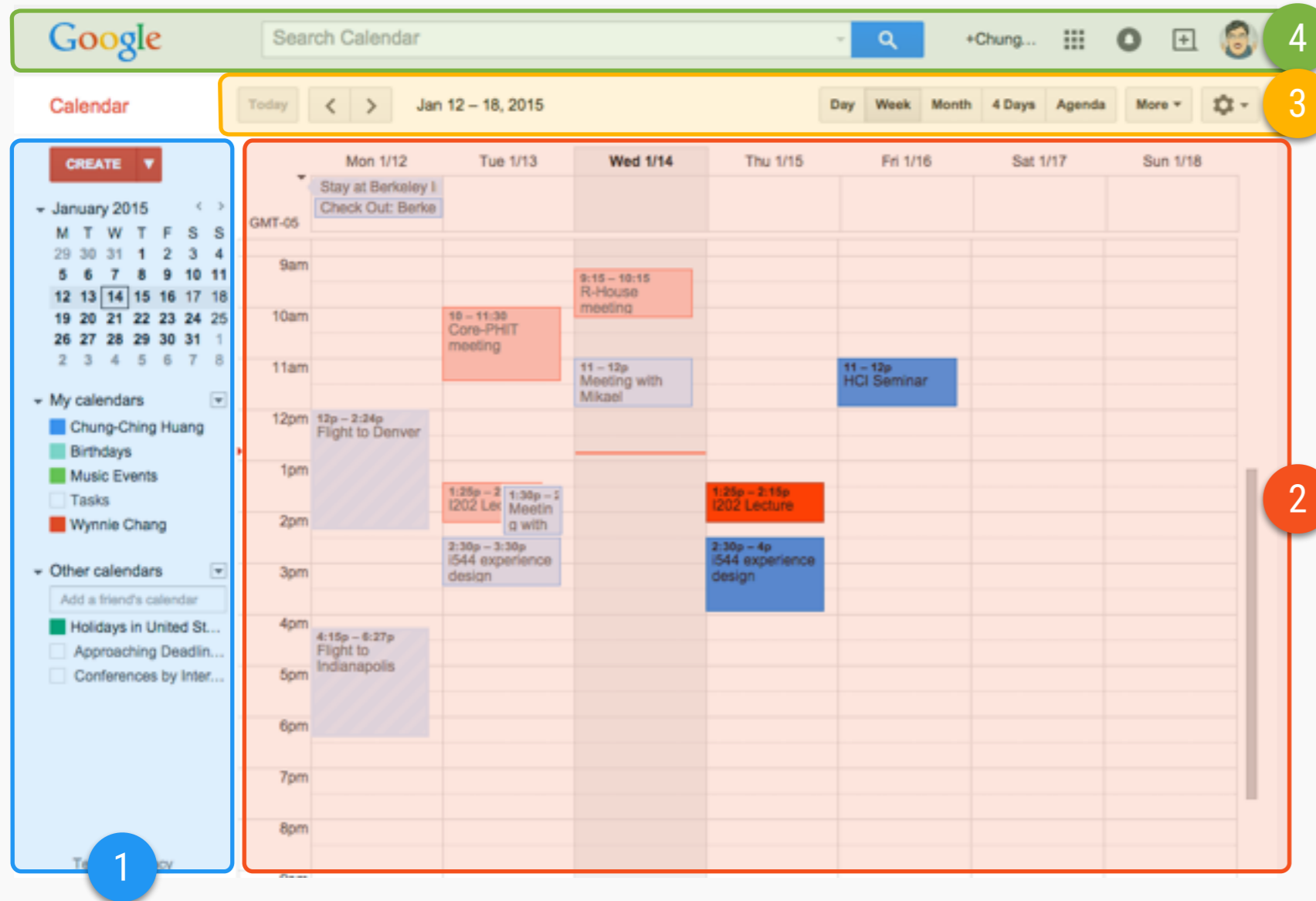
Google Calendar Redesign

# Experience Design

EDA#1

Mochen Liu

# Current Design



**Google Nav Bar**

**Control Bar**

Contents:

Navigator  
View switcher  
Setting

Priority: Medium

**Calendar**

Contents: Calendar

Priority: High

This is the main content of Google Calendar, which users interact with more frequently and should more dominated than other parts.

It could occupy more space in the page. Also, other elements should as less as possible to not disturb users' main task.

**Side Bar**

Contents:

Mini Calendar  
Create Button  
Calendar switchers

Priority: Low

Most of the elements in this left side bar, however, are not vital and not used frequently. They do occupy a lot of room in this page and may distract users.

Base on *Horizontal Attention Leans Left*, People spent more than twice as much time looking at the left side of the page as they did the right.

# Current Design

## Google Nav Bar

This is an universal design for almost all google's current web products. So I'll not change this part for now.

The screenshot shows the Google Calendar interface. At the top, the Google Nav Bar (labeled 4) includes the Google logo, a search bar, and user information. Below it, the Control Bar (labeled 3) contains navigation and view controls. The main calendar grid displays events for January 12-18, 2015, with various colored event blocks.

## Control Bar

Contents:  
 Navigator  
 View switcher  
 Setting

Priority: Medium

Control Bar is more frequently-used than the things in Side bar. Such as switch view modes, jump to next week/month, etc.

However, when users focusing on calendar, their mouse pointer, most of time, are hovering around the middle of the calendar area. In this case, The control bar is seems a little bit far away and not very easy to reach.

# Redesign - v1

The screenshot displays the Google Calendar Redesign v1 interface. At the top, there is a search bar labeled "Search Calendar" and a search icon. To the right of the search bar are several icons: a plus sign followed by "+Chung...", a grid icon, a bell icon, a plus sign in a square, and a user profile picture.

Below the search bar, the main header shows navigation arrows, a refresh icon, a settings gear, and the date range "January 12 - 18 2015". To the right of the date range are view mode buttons: "Day", "Week", "Month", "4 Days", and "Agenda".

The main calendar area is a grid showing the days from Monday, January 13, to Saturday, January 18. The date "14 Jan Tue" is highlighted in blue. Several events are visible:
 

- A pink event titled "CORE-PHIT meeting" on Monday, January 13, from 10:00 a.m. to 11:30 a.m.
- A blue event titled "Meeting with" on Monday, January 13, from 1:25 p.m. to 2:10 p.m.
- A blue event titled "i544 Experience design" on Wednesday, January 15, from 2:30 p.m. to 4:00 p.m.

 A large yellow circle is overlaid on the calendar grid, centered on Tuesday, January 14.

On the left side, there is a sidebar with the following sections:
 

- My Calendars:** Chung-Ching Huang (blue square), Wynie Chang (red square), Birthday (green square), Music Events (light green square), and Tasks (yellow square).
- Other Calendars:** Holidays in US (dark green square), Approaching De... (orange square), and Conferences (purple square).
- A button labeled "Add a friend's calendar".

At the bottom left, there is a mini-month calendar for January 2015, with the date "14" highlighted. The days of the week are listed as M, T, W, T, F, S, S. The dates shown are 29, 30, 31, 1, 2, 3, 4, 5, 6, 7, 8, 9, 10, 11, 12, 13, 14, 15, 16, 17, 18, 19, 20, 21, 22, 23, 24, 25, 26, 27, 28, 29, 30, 31, 1, 2, 3, 4, 5, 6, 7, 8.

In the bottom right corner, there is a large red circular button with a white plus sign.

# Redesign - Side Bar

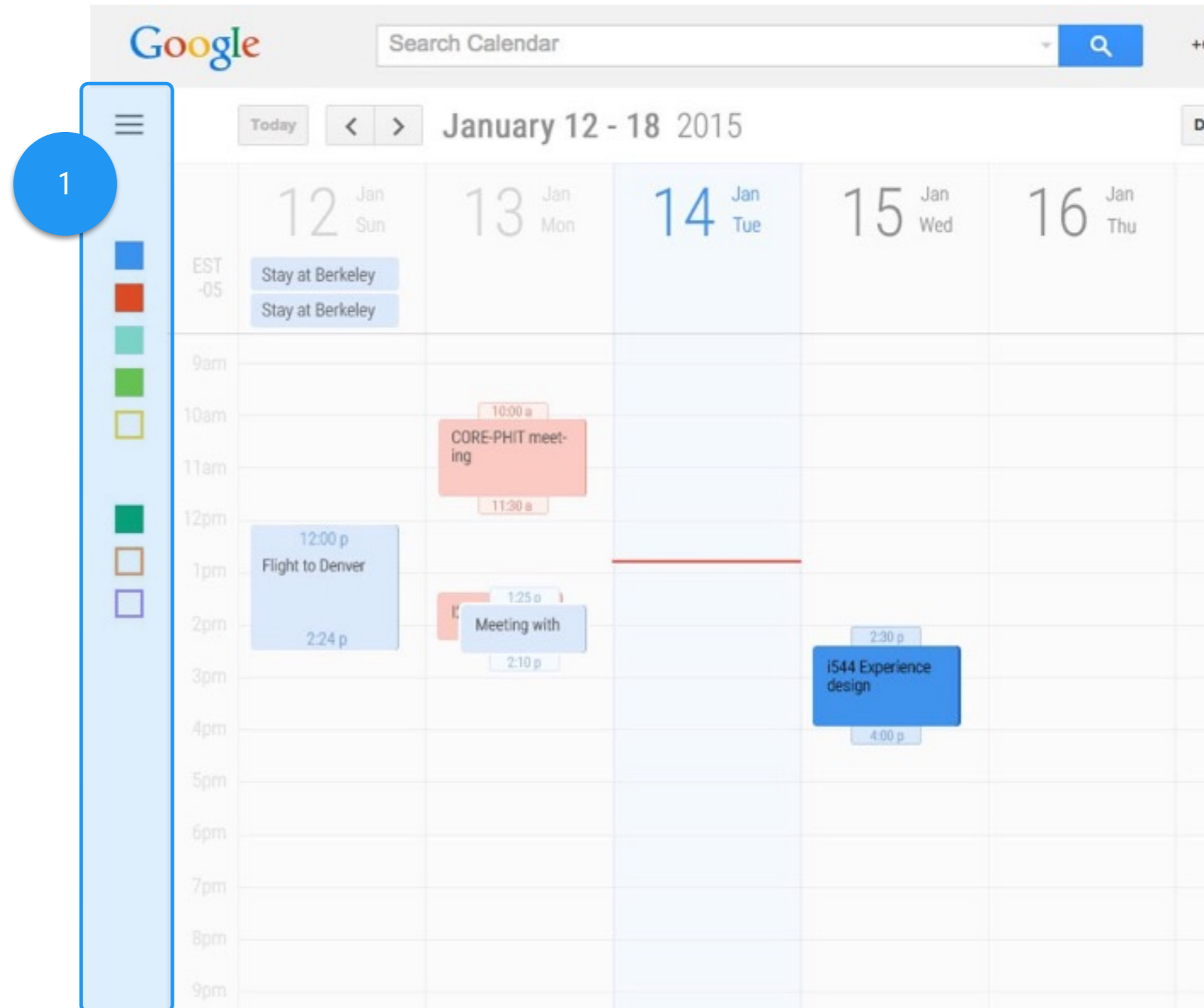
## Side Bar

I shrunk the size of side bar, so it'll be more space for the calendar per se and less disturb than current design.

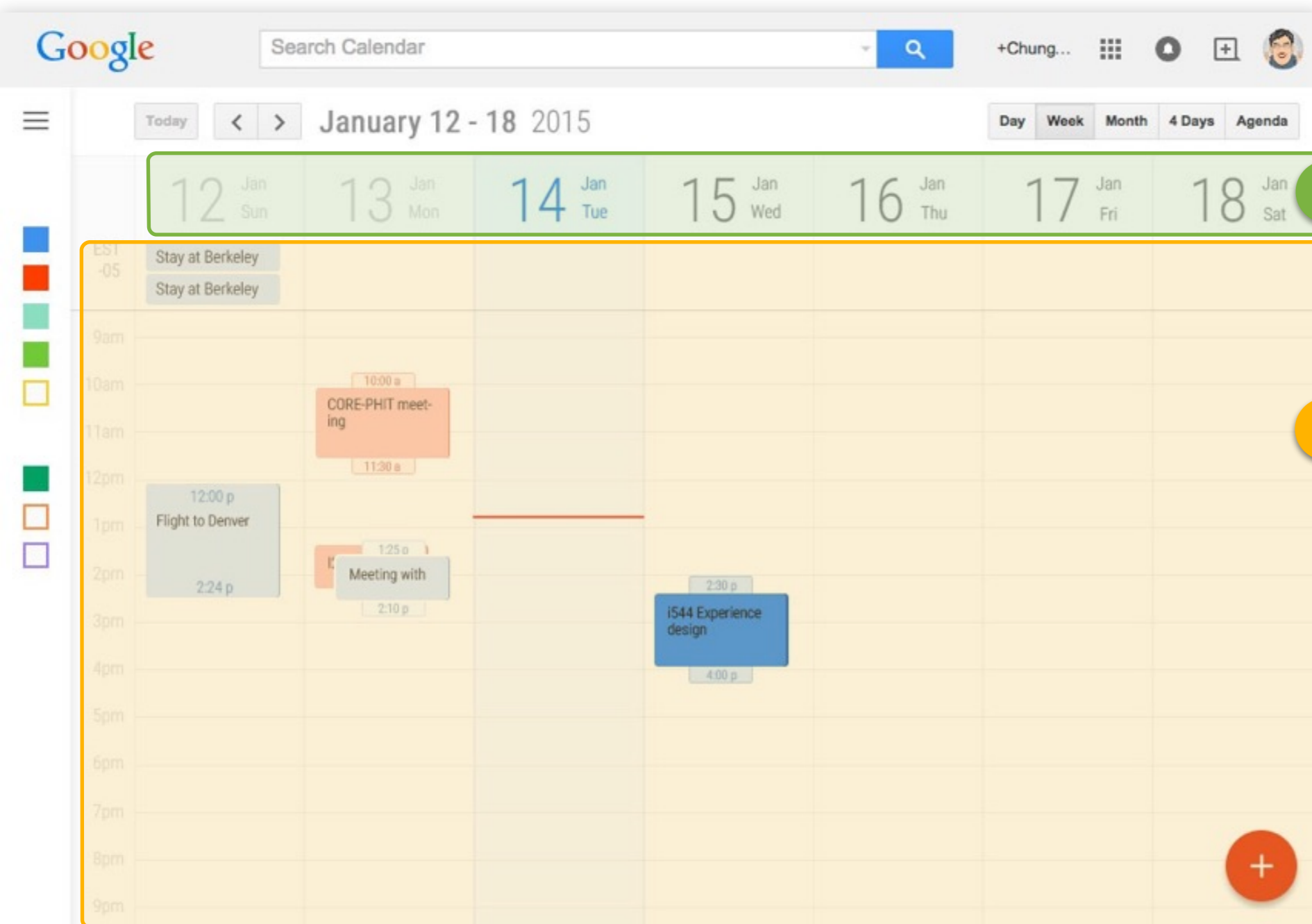
The mini calendar and the names of each calendar are hidden in Side bar. Users can still click on the Hamburger icon to expand the side bar to see them.

As most of calendars are created by users themselves and because they using them a lot to create different events, the colors of each calendar should be enough for them to recall.

Beside, users can still toggle each calendars without expand the side bar by click the colored squares, which present different calendars.



# Redesign - Calendar View



2

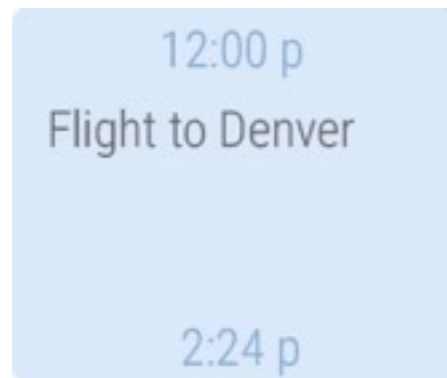
Enlarged Date. It'll be easier for users to distinguish. It's big enough so they could just glance it to tell what is the date.

3

Almost a full-screen of calendar view. In this way, it has abundant spaces to show more events and their details. Also, less distractions in this screen, so users on focus on their main task more effortless.

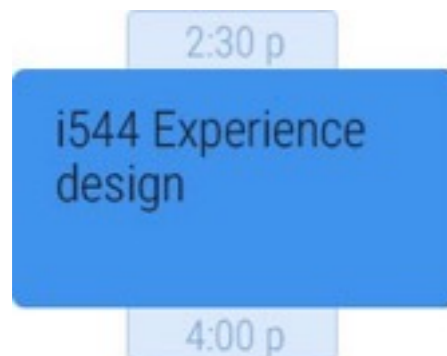
Moving the Create button here to follow Google's new design guide.

# Redesign - Events



## Events with decent height:


Events which have enough space to show up their information will be presented like this. Beginning and ending time are located in the top and bottom area to indicated the time information about an event.



## Shorter duration events:

The space of events with shorter duration is very significant. It'd better to show more details of it, because the detail of an event is the key for users to realize them.

As the space is very precious, beginning and ending time are put into an extended area.

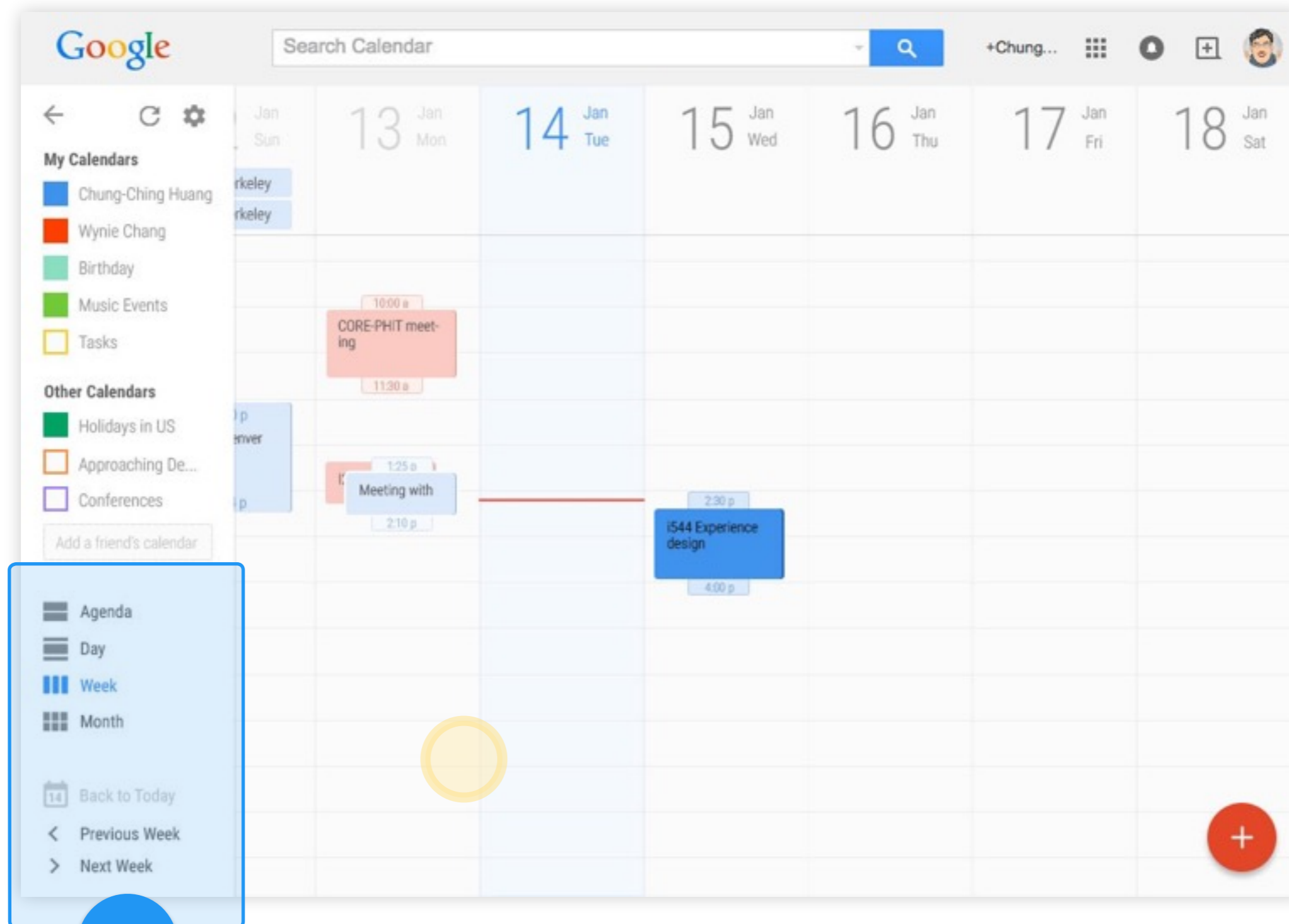


## What if events are overlapped:

Moving mouse to hover on an overlapped event will lift it up to the front.

In this way, events which are sharing a mutual period of time do not need to sacrifice a lot of their width.

# Redesign - v2



1

I moved most of the functions in Control bar into left side bar to release more room for calendar and also to reduce the length users have to move their pointer to reach these buttons.



***Thanks***